

City of Oxford
Police Division
Arrests by Race from January to December 2018

Race	Arrests	% of Total
Asian	45	3.53%
Black	96	7.53%
White	1,042	81.73%
Other	92	7.22%
Total	1,275	100%

Source: City of Oxford Police Division Uniform Crime Reporting

City of Oxford
Police Division
Charges by Race from January to December 2018

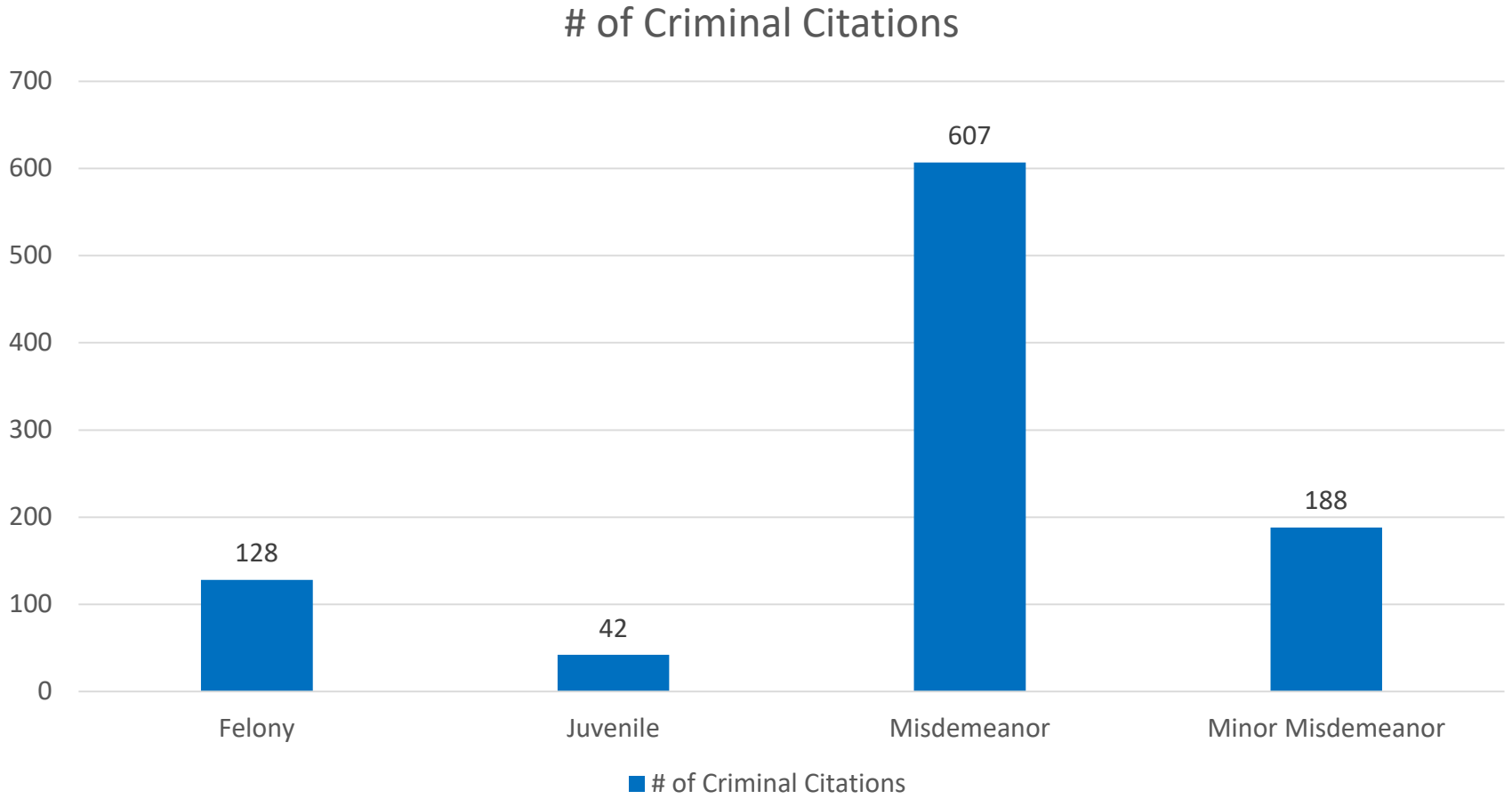
Race	Arrests & Citations	% of Total
Asian	375	17.45%
Black	157	7.31%
White	1575	73.29%
Other		
Unknown	42	1.95%
Total	2149	100%

The number of arrests and citations are taken from the Oxford Police Division's Report Management System. Also, identification of race or ethnicity is typically determined by responding police officer.

City of Oxford
Police Division
Charges by Age from January to December 2018

Age	Arrests	% of Total
Under 18	39	1.62%
18 to 25	1624	67.47%
26 to 35	324	13.46%
36 to 45	211	8.77%
46 to 60	151	6.27%
61 to 70	38	1.58%
Over 71	20	.83%
Total	2407	100%

Criminal Citation Types

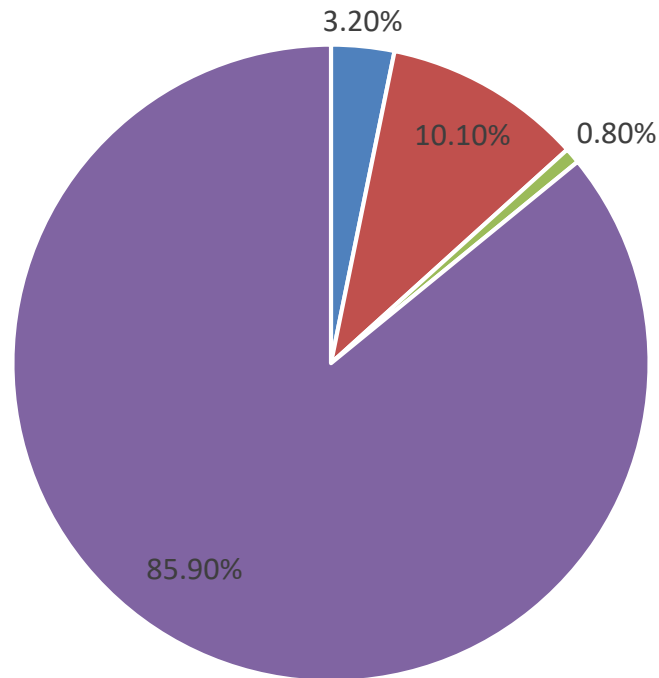


Criminal Charge Breakdown

Race	# of Criminal Citations	Percentage
Asian	31	3.2%
Black	97	10.1%
White	829	85.9%
Unknown	8	.8%
Total	965	100.0%

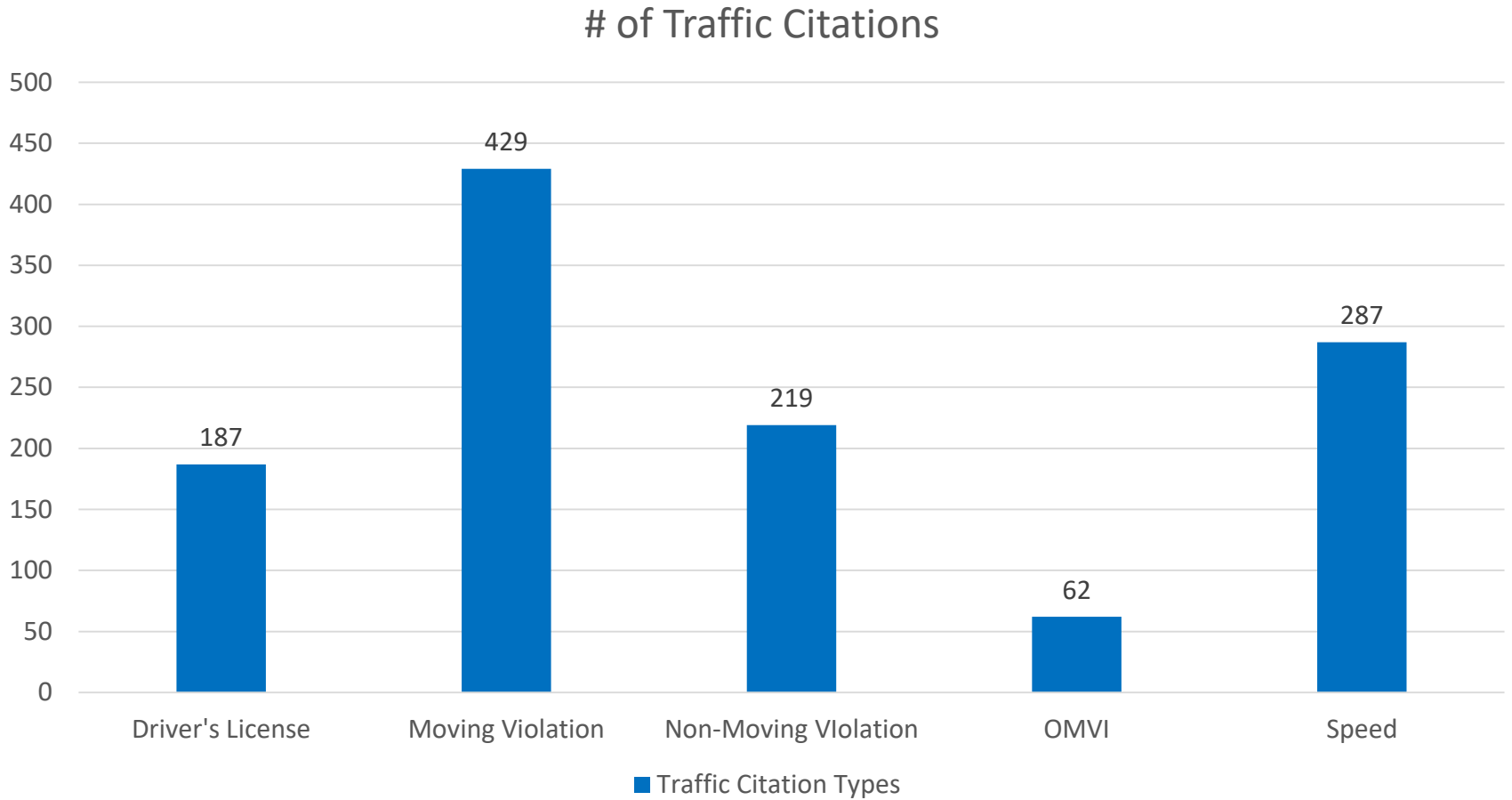
2018 Criminal Citation by Race

Criminal Citation by Race %



■ Asian ■ Black ■ Unknown ■ White

Traffic Citation Types

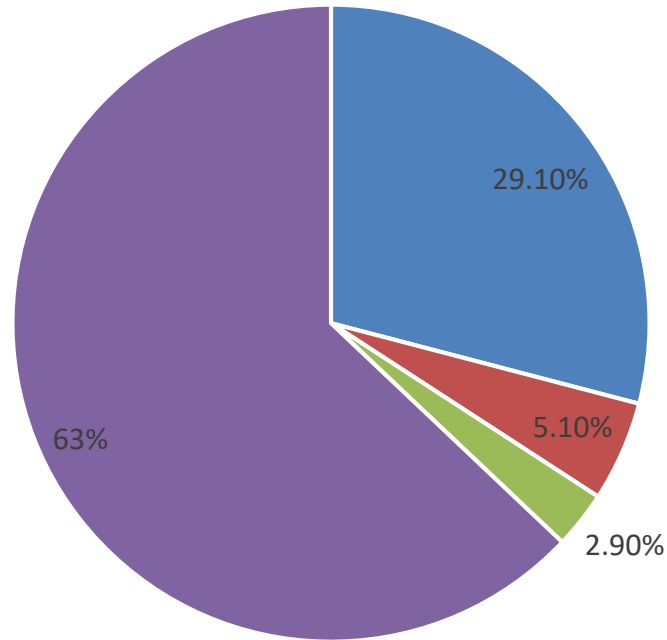


Traffic Citation Breakdown

Race	# of Traffic Citations	Percentage
Asian	344	29.1 %
Black	60	5.1%
White	746	63.0 %
Unknown	34	2.9 %
Total	1,184	100%

2018 Traffic Citation by Race

Traffic Citation by Race %



■ Asian ■ Black ■ Unknown ■ White ■

2018 Formal Complaints

Month of Complaint	Employee Classification	Type of Complaint	Resolution
March	Police Officer	Internal Personnel Complaint – off duty conduct	1 day suspension
August	Police Officer	Mistaken identity during a warrant arrest	2 day suspension
August	Police Officer	Unlawful arrest from 2 years prior	Unfounded
October	Police Officer	Rudeness	Unfounded
November	Dispatcher/Clerk	Procedural error on vacant house checks	Counseling / Written reprimand

2018 Use of Force Reports

USE OF FORCE REPORTS						
Officer	Date	Type of Force	Charges	Age	Race	Sex
62	2/16/2018	Physical	Obstructing	39	W	M
59	2/20/2018	Physical	Assault on PO X 2/Resisting/Retaliation	19	W	M
49	4/26/2018	Physical	Assault/Obstructing Official Business/Underage	20	W	F
49	5/6/2018	Physical	OVI/Obstructing Official Business/Leaving the scene of a crash	20	W/H	M
53	5/19/2018	Physical	Domestic Violence/Resisting Arrest	22	W	M
59	5/21/2018	Physical	Assault	22	W	M
54	5/21/2018	Physical	Disorderly Conduct/Obstructing Official Business	21	W	M
59	6/16/2018	Physical	Resisting Arresting/Disorderly Conduct	33	W	M
59/62	6/29/2018	Physical	Resisting Arresting/Disorderly Conduct/Drug Abuse Instruments	28	W	M
49	9/1/2018	Physical	Obstructing/Prohibitions	18	W	M
33	9/17/2018	Physical	OVI/Assault/Leaving the Scene/Open Container/Lanes of Travel	39	W	F
52/40	9/29/2018	Physical	Assault on a PO	19	B	M
22	10/28/2018	Physical	Obstructing Official Business	20	B	M

2018 Display of Force Reports

DISPLAY OF FORCE REPORTS						
Officer	Date	Weapon Displayed	Circumstances	Age	Race	Sex
59/54	1/10/2018	Firearm	high risk traffic stop - driver fled on foot	33/29	W	M
52	2/20/2018	Firearm	wanted subject - caution indicator	41	W	M
67/40	3/9/2018	Firearm	Criminal Trespass	24/22	W	M/F
40/67	3/16/2018	Firearm	Criminal Trespass	29/60/53	W	M/M/F
46	4/28/2018	Firearm	Burglary/Obstructing Official Business/Resisting Arrest	18	W	M
58/54	6/22/2018	Firearm	Theft/Complicity (Felony Traffic Stop)	31, 23, 24	W	M/F/M
59/62	6/28/2018	Firearm	Warrant Arrest	28	W	M
59	7/15/2018	Firearm	OOB/Trespass/Warrants X 4	39	W	M
49	9/8/2018	Firearm	Obstructing Official Business/Underage/Prohibitions	19	W	M
59	10/27/2018	Firearm	Burglary/Breaking & Entering	35/19	B/W	M/F
40	11/4/2018	Firearm	Warrants - suspect allegedly had a gun	42/41	B/W	M/F
40	12/16/2018	Firearm	Poss. Of Drug Abuse Instr/Obstructing/Parole warrant	34	W	M
1	12/28/2018	Firearm	Burglary in Progress		W/W	M/M